



THE MULTITALENT IN FOREST TECHNOLOGY

With its substantial know how in forest technology, Kesla is a real trailblazer in developing solutions for forest bioenergy production. This becomes obvious when regarding the strong product development of Kesla's chippers. They are the most cost-effective energy wood chippers on the market.

Being ahead of our competitors is visualized in the elaborated details and elegant design of Kesla's products. We have developed these qualities during years of close collaboration with entrepreneurs as well as with truck and tractor manufacturers. Thus the entrepreneur can rely on a high reliability even in the hardest circumstances.

Kesla applies international quality standards to its forest machine production process. Each product undergoes a thorough quality guarantee programme as well as a safety and function test. In all our operations we are committed to sustainable development principles.

The Kesla logo features a stylized red and white triangle to the left of the word "KESLA" in a bold, white, sans-serif font.





MADE FOR PROFESSIONAL CHIPPING

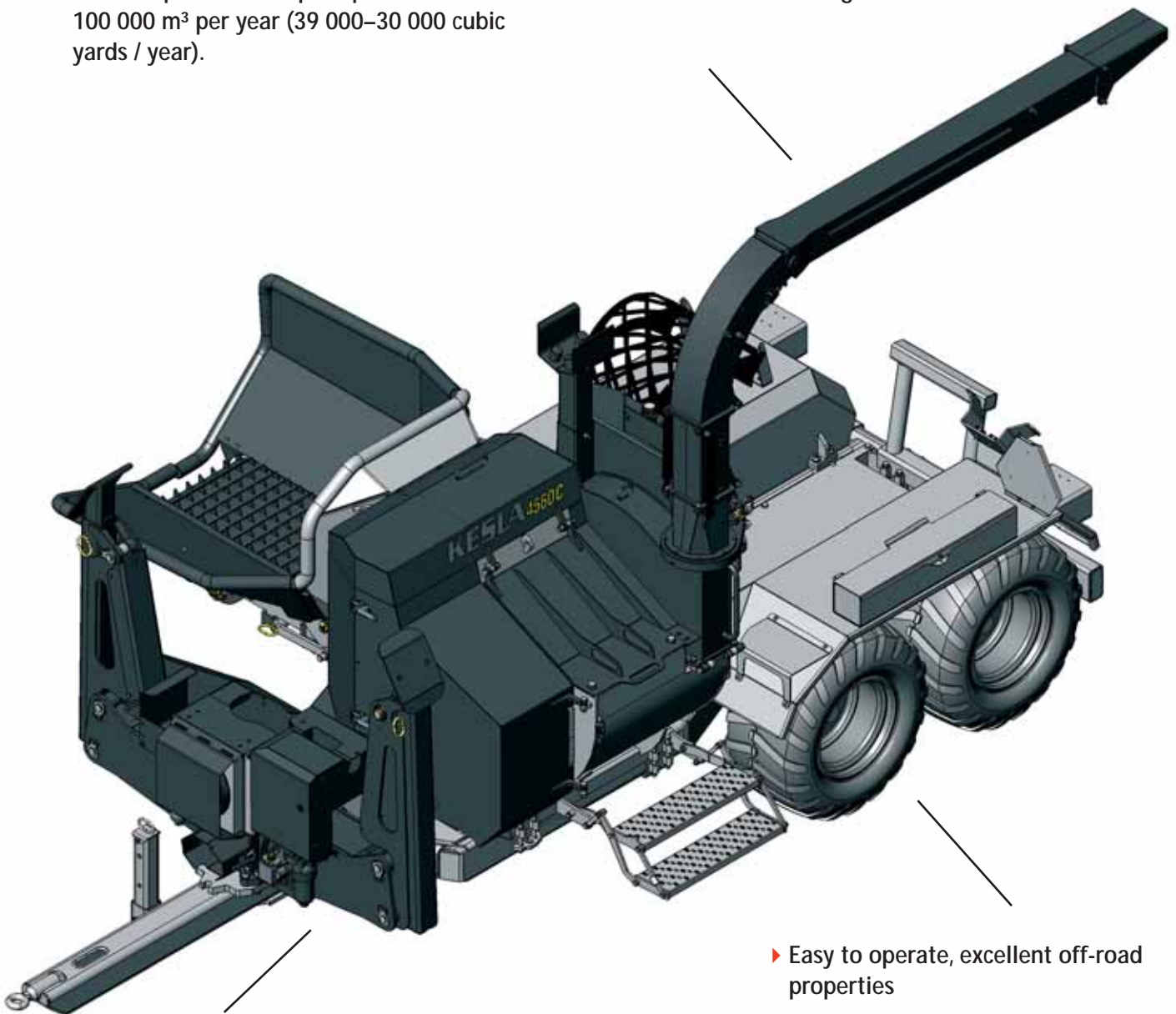
Efficiency, reliability and low running costs guarantee a good result. We have focused on these factors when the technical solutions of the Kesla chippers have been chosen.

- ▶ The patented solution with six cutting knives guarantees chips of an even and high quality.
- ▶ The knife design results in a low fuel consumption, even lower than 0,5 l/chip m³ (0,1 gal US/cubic yard).
- ▶ The chip output can reach as high as 160 m³/h (210 cubic yards/hour).
- ▶ The chip size can be adjusted easily by changing the screen.
- ▶ The knives can be replaced in less than 15 minutes.
- ▶ The feed orifice is 45x60 cm (17 3/4" x 23 1/2").
- ▶ Materials which can be chipped: stalks, logging residues and wood processing waste

A SUPERIOR PRODUCT

All the details of the chippers are fine-tuned in collaboration with with our customers, in order to correspond to a chip output of 30 000–100 000 m³ per year (39 000–30 000 cubic yards / year).

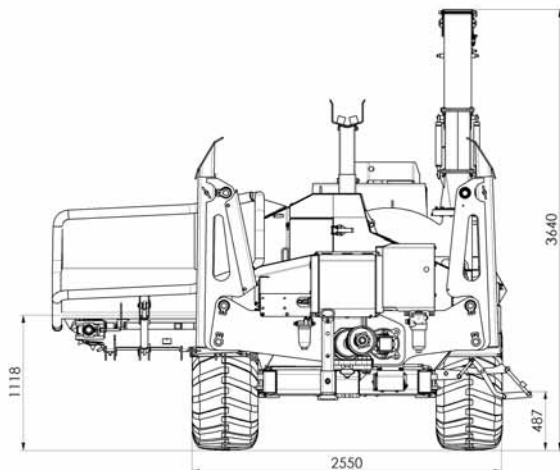
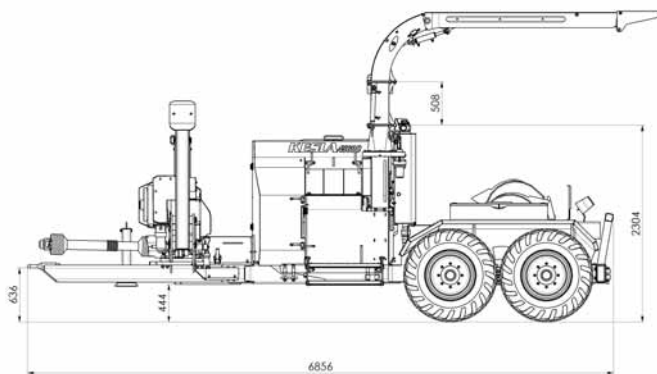
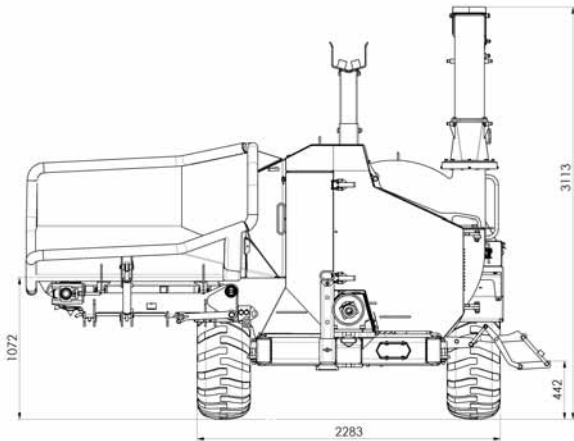
- ▶ Effective and non-clogging chip transfer
- ▶ Several discharge chute alternatives



- ▶ The hydraulics is intergrated in the steady stabilizers – no external hydraulics is needed
- ▶ Several Kesla crane alternatives
- ▶ Parker IQAN ® steering system.
- ▶ The power transmission has been designed to protect the power unit.

- ▶ Easy to operate, excellent off-road properties
- ▶ Hydraulic drive and brakes available as optional extra.
- ▶ Special attention has been payed to easy serviceability






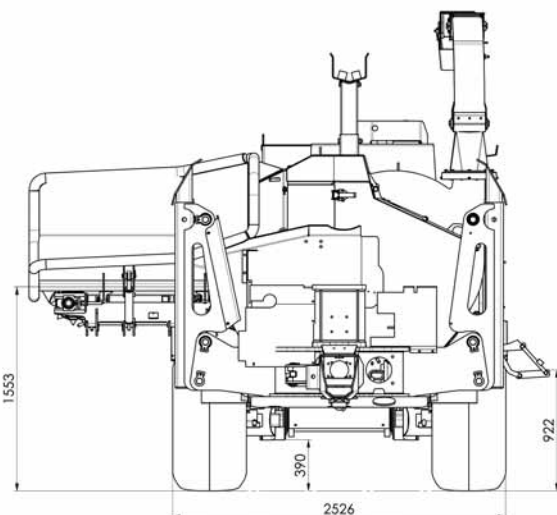
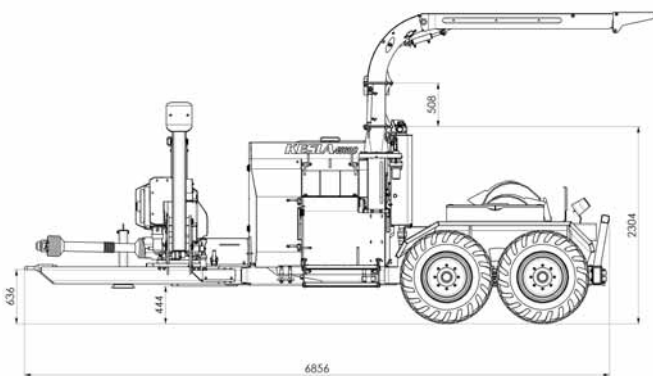
TECHNICAL DATA	C645S
Total weight	6 850 kg (15 000 lbs)
Total length	5 530 mm (18' 2")
Width	2 350 mm (7'8")
Height	max. 4 650mm (15'3")
Ground clearance	360 mm (14")
Tyre size	400/55x22.5
Width of feed orifice	600 mm (23.6")
Height of feed orifice	450 mm (17.7")
Drum diameter	570 mm (22.4")
Number of knives	6 st
Drum speed	max. 1 000 rpm
Screen size	20–100 mm (0.8–4")
Infeed	Hydraulic automatic feeding control with the Parker IQAN® system
Chip output*	...150 m³/h (5 300 ft³/h)
Height of discharge chute	3 150–4 650 mm (10'4–15'3")
Slewing angle	270°
Tipping height of container	–
Container volume	–
Power requirement	100–150 kW (135–200 hp)
Diesel engine power	–
Supply voltage	12 V DC
Crane alternatives	Kesla 500/305T

The dimensions given by the manufacturer are suggestive. Kesla reserves the right to changes. The machines in the pictures can be equipped with extra gear.

TECHNICAL DATA	C645T
Total weight	8 050 kg (17 750 lbs)
Total length	6 760 mm (22'2")
Width	2 550 mm (8'4")
Height	4 570 mm (15'7")
Ground clearance	420 mm (16.5")
Tyre size	550/45x22.5
Width of feed orifice	600 mm (23.6")
Height of feed orifice	450 mm (17.7")
Drum diameter	570 mm (22.4")
Number of knives	6 st
Drum speed	max. 1 000 rpm
Screen size	20–100 mm (0.8–4")
Infeed	Hydraulic automatic feeding control with the Parker IQAN® system
Chip output*	... 150 m³/h (5 300 ft³/h)
Height of discharge chute	3 070–4 750 mm (10'1–15'7")
Slewing angle	270°
Power requirement	100–150 kW (138–200 hp)
Crane alternatives	Kesla 500/305T

The dimensions given by the manufacturer are suggestive. Kesla reserves the right to changes. The machines in the pictures can be equipped with extra gear.

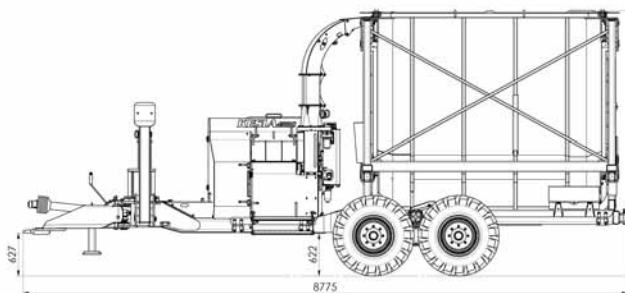
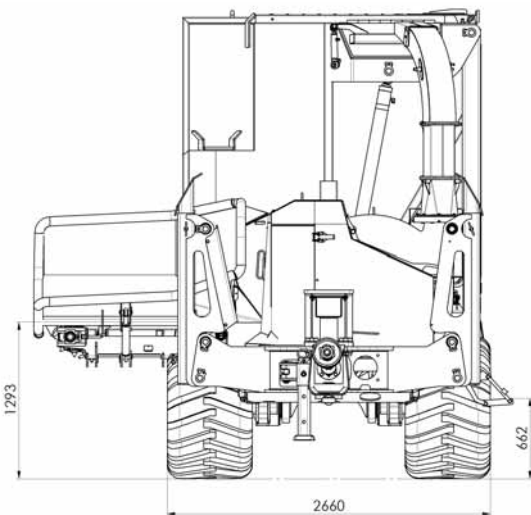




TECHNICAL DATA

Total weight	12 500 kg (27 500 lbs)
Total length	7 600 mm (24'11")
Width	2 550 mm (8'4")
Height	3 550 mm (11'8")
Ground clearance	500 mm (19.7")
Tyre size	560/45x22.5
Width of feed orifice	600 mm (23.6")
Height of feed orifice	450 mm (17.7")
Drum diameter	570 mm (22.4")
Number of knives	6 st
Drum speed	max. 1 000 rpm
Screen size	20–100 mm (0,8–4")
Infeed	Hydraulic automatic feeding control with the Parker IQAN® system
Chip output*	... 165 m³/h (5 800 ft³/h)
Slewing angle	270°
Tipping height of container	–
Container volume	–
Power requirement	–
Diesel engine power	SisuDiesel 8.4 l 221 kW (296 hp) / 2 000 rpm / 1 300 Nm
Fuel tank	700 l (154 gal)
Supply voltage	24 V DC
Crane alternatives	Kesla 600/700

The dimensions given by the manufacturer are suggestive. Kesla reserves the right to changes. The machines in the pictures can be equipped with extra gear.



TECHNICAL DATA

Total weight	12 500 kg (27 500 lbs)
Total length	7 750 mm (25'5")
Width	2 650 mm (8'8")
Height	3 800 mm (12'6")
Ground clearance	600 mm (23.6")
Tyre size	700/45x22.5
Width of feed orifice	600 mm (23.6")
Height of feed orifice	450 mm (17.7")
Drum diameter	570 mm (22.4")
Number of knives	6
Drum speed	max. 1 000 rpm
Screen size	20–100 mm (0.8–4")
Infeed	Hydraulic automatic feeding control with the Parker IQAN® system
Chip output*	... 150 m³/h (5 300 ft³/h)
Height of discharge chute	3 700 mm (12'1")
Slewing angle	270°
Tipping height of container	3 160 mm (10'4")
Container volume	13/16 m³ (17 / 21 cubic yards)
Power requirement	100–150 kW (135-200 hp)
Diesel engine power	–
Supply voltage	12 V DC
Crane alternatives	Kesla 500/600/700/305T

The dimensions given by the manufacturer are suggestive. Kesla reserves the right to changes. The machines in the pictures can be equipped with extra gear.

COMPLETE SOLUTIONS FOR BIOENERGY FROM KESLA

In addition to the chippers, Kesla also provides energy grapples (15E and 20E), grapples based on guillotine cutting (18G, 23G and 25G), accessory energy equipment for harvester heads (20RH and 25RH), a comprehensive selection of cranes in different size categories, as well as logging trailers (7–15 ton) for short-distance transport of merchantable wood, energy wood and logging residue.



TECHNICAL DATA 15 E

Grapple with jaws closed, area	0,12 m ²
Operating pressure	175 bar
Compressive force with jaws closed	10,7 kN
Opening time (50 l/min)	1 s
Closing time (50 l/min)	1,3 s
Weight	127 kg
Lifting capacity	2 000 kg

TECHNICAL DATA 20 E

Grapple with jaws closed, area	0,18 m ²
Operating pressure	230 bar
Compressive force with jaws closed	15,3 kN
Opening time (50 l/min)	1,1 s
Closing time (50 l/min)	1,5 s
Weight	160 kg
Lifting capacity	3 000 kg

TECHNICAL DATA 18 G

Cutting diameter max	18 cm
Grapple with jaws open, width max	65 cm
Pressure max	190 bar
Recommended oil flow	40-60 l/min
Height in felling position	44 cm
Weight	175 kg
Recommended base machine	Tractor or forwarder

TECHNICAL DATA 23 G

Cutting diameter max	23 cm
Grapple with jaws open, width max	63 cm
Cutting force	95 kN (150 bar)
Pressure max	200 bar
Recommended oil flow	40 – 60 l/min
Height in felling position	70 cm
Weight	160 kg
Recommended base machine	Tractor

TECHNICAL DATA 25 G

Cutting diameter max	25 cm
Grapple with jaws open, width max	92 cm
Cutting force	95 kN (150 bar)
Pressure max	200 bar
Recommended oil flow	50 – 100 l/min
Height in felling position	86 cm
Weight	290 kg
Recommended base machine	Tractor or forwarder



The dimensions given by the manufacturer are suggestive. Kesla reserves the right to changes. The machines in the pictures can be equipped with extra gear.



KESLA

Kesla is a dynamically evolving machine engineering group with almost 50 years of experience as a developer and manufacturer of forest technology. Our technical know-how and continuous customer-oriented product development has enabled us to export our products to over 25 countries. Kesla controls the entire production chain by providing the best machines and equipment for wood harvesting, transport and chipping.

Producer

KESLA

Kuurnankatu 24
80100 Joensuu, Finland
Puh 013-682 841
Fax 013-682 8300
www.kesla.com

Distributor

Service